

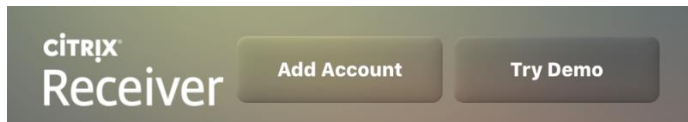
# Accessing Epic Remotely using a Smartphone or iPad

Preliminary Note: Switch to the hscs-wireless network or connect to VPN.

Open the **Citrix Receiver** app. If you don't see it, download it from the Apple App Store.




Click **Add Account**.




Type **https://hscsxweb.hscs.virginia.edu** in the Address field and then click **Next** at the top right corner. Enter your computing ID, password, and our domain, HSCDOM, as shown in the figure below. Click Save at the top right corner.

Cancel	Verified	Save
Address https://hscsxweb.hscs.virginia.edu		
Description Virginia Virtual Apps		
User Name jc9xu		
Password ●●●●●●●●		
Domain hscdom		
Touch ID		<input checked="" type="checkbox"/>


Click the green + icon to see **My Virtual Apps**.



Click the + icon next to Epic Hyperspace to select it.



Launch Epic Hyperspace and login with your computing ID and password. When finished, click Exit to log off.



Note: Click the small triangle icon at the top of the screen to access tools such as keyboard and mouse.

