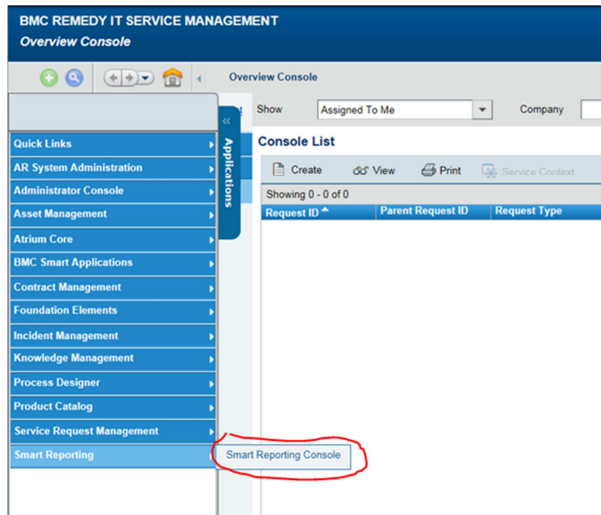
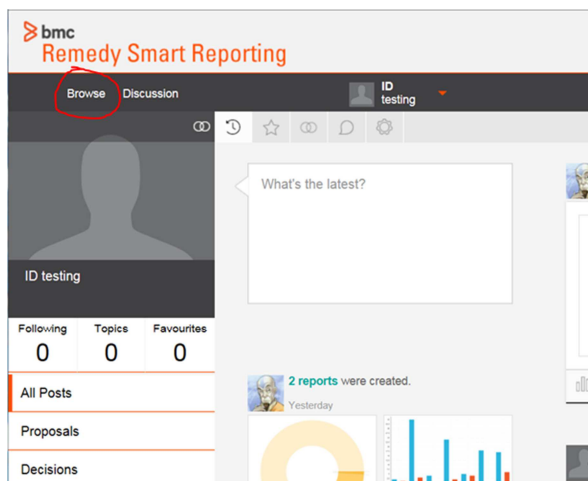


How to add the HIT ITSM Dashboard in Smart Reporting

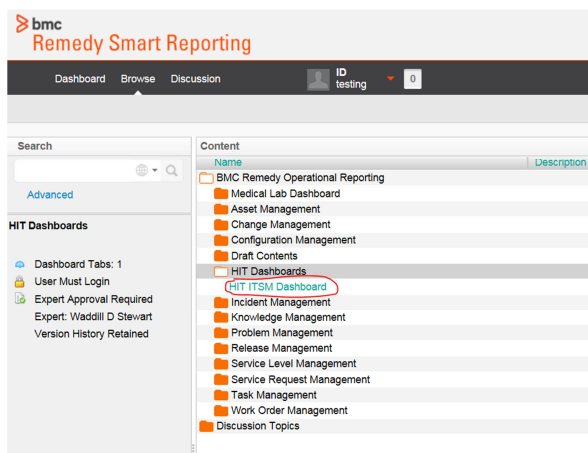
1. Log in to ITSM (<http://service>)
2. Use the flyout menu to access the Smart Reporting Console



3. You will see this default timeline view. Click Browse.



4. Navigate to BMC Remedy Operational Reporting → HIT Dashboards and click HIT ITSM Dashboard to open it up



5. Click the Add button to add this to your Dashboard tab. You will now see this dashboard each time you use Smart Reporting

